


 : 1700 W WOOLBRIGHT RD, SUITE 2
BOYNTON BEACH, FL 33426

 : (561) 737-3200

 : AQUADENTALBOYNTON@GMAIL.COM

 : WWW.AQUADENTALBOYNTON.COM

EXTRACTION & BONE GRAFT POST-OPERATIVE INSTRUCTIONS

DAY OF EXTRACTION AND BONE GRAFT-

EXERCISE CARE: Do not disturb the surgical area today. Do NOT rinse vigorously or probe the area with any objects. You may brush your teeth gently. PLEASE DO NOT SMOKE or use a drinking STRAW for at least 48 hours, since this is very detrimental to healing and may cause a dry socket. Also please avoid any carbonated beverages for 48hrs.

OOZING: Intermittent bleeding or oozing is normal.

PERSISTENT BLEEDING: Bleeding should never be severe. Sutures and a membrane was placed to avoid any further bleeding. If bleeding after 8hrs of the procedure you might place a gauze with small biting pressure. If bleeding remains uncontrolled, please call our office.

SWELLING: Swelling is often associated with oral surgery. It can be minimized by using a cold pack, ice bag or a bag of frozen peas wrapped in a towel and applied firmly to the cheek adjacent to the surgical area. This should be applied twenty minutes on and twenty minutes off during the first 24 – 48 hours after surgery. If you have been prescribed medicine for the control of swelling, be sure to take it as directed.





PAIN: Unfortunately, most oral surgery is accompanied by some degree of discomfort. We recommend taking some form of pain medication (Tylenol or Advil) before the anesthetic wears off. You will be more comfortable if you stay ahead of any discomfort you might experience. Remember that the most severe discomfort is usually within the first six hours after the anesthetic wears off; after that your need for medicine should lessen.

NAUSEA: Nausea is not uncommon after surgery. Sometimes pain medications are the cause. Nausea can be reduced by preceding each pain pill with a small amount of soft food and taking the pill with water. Try to keep taking clear fluids and minimize dosing of pain medications but call us if you do not feel better.

DIET: Eat nourishing food that can be taken comfortably. Avoid extremely hot foods. Do NOT use a straw for the first few days after surgery. Confine your diet for the first day to liquids or pureed/soft foods only, such as: soup, puddings, yogurt, milk shakes, etc. It is important to take nourishment regularly to will feel better, have less discomfort and heal faster. If you are a diabetic,



maintain your normal eating habits or follow instructions given by your doctor.

 : 1700 W WOOLBRIGHT RD, SUITE 2
BOYNTON BEACH, FL 33426
 : (561) 737-3200
 : AQUADENTALBOYNTON@GMAIL.COM
 : WWW.AQUADENTALBOYNTON.COM

SHARP EDGES: If you feel something hard or sharp edges in the surgical site it

is likely you are feeling bone fragments which once supported the extracted teeth. If they cause concern or discomfort, please call the office.

INSTRUCTIONS FOR THE SECOND AND THIRD DAYS

MOUTH RINSES: Keeping your mouth clean after surgery is essential. Use ¼ teaspoon of salt dissolved in an 8 ounce glass of warm water and gently rinse.

BRUSHING: Begin your normal oral hygiene routine as soon as possible after surgery, avoiding vigorous brushing.

WARM APPLICATIONS: After the 2nd day you may apply warm compresses to the skin over the areas of swelling, if necessary use (hot water bottle, warm moist towels, heating pad). Use 20 minutes on and 20 minutes off. This method will decrease swelling or stiffness and soothe tender areas.

HEALING: Normal healing after tooth extraction should be as follows: The first two days after surgery are generally the most uncomfortable and there might be swelling. On the third day you should be more comfortable and although swollen, you can usually begin a more substantial diet. The remainder of the post-operative course should be gradual and steady improvement. IF SUTURES START to hang please DO NOT PULL THEM OR CUT THEM.

DO NOT USE any sleeping devices that forces air to your mouth, example cpap. As this could lead to subcutaneous emphysema. Dr. Quevedo will let you know when you could resume using the devise.

It is our desire that you are as comfortable as possible in your recovery. Following these instructions will greatly reduce your discomfort and aid you in quicker healing. If you have any unusual pain or bleeding, please call the office, at **(561)737-3200 and dial #2 for immediate assistance.**